

## TEACHER REPORT

<b>Name of Teacher</b>	RAJ JOSHI
<b>Module</b>	1710(CS5248-SYSTEMS SUPPORT FOR CONTINUOUS MEDIA (LECTURE))
<b>Academic Year/Sem</b>	2017/2018 - SEM 1
<b>Department</b>	COMPUTER SCIENCE
<b>Faculty</b>	SCHOOL OF COMPUTING

<b>Raters</b>	<b>Student</b>
Responded	16
Invited	32
Response Ratio	50%

Note:

Class Size = Invited; Response Size = Responded; Response Rate = Response Ratio

### A. GUIDELINES FOR INTERPRETING THE REPORT

The teacher evaluation report is for developmental purposes and is meant to help identify strengths and areas for improvement. Please consider the following recommendations that will aid in interpreting the results:

1. Examine the report by taking note of patterns in order to consider how best to act on the feedback your students have taken the time to provide. Use the reflection section at the end to reflect upon how you might act on the feedback.
2. These evaluations stem from student perception and thus constitute one source of evidence among others as to the quality of your teaching. Any response to the feedback should be based on the most representative results rather than on outlying responses.
3. Upon getting a general sense as to what has gone well, and which areas may require attention and improvement, it is important to drill down to the related questions. These questions can help guide future action if feedback from students suggest areas for improvement.
4. Keep both the likert scale and written comments in mind while reading through the report. High scores (4+) suggest student consensus indicating a strength. On the other hand, low scores (2-) should be considered as an area that requires immediate developmental focus based on student feedback.

## B. NOMINATION FOR TEACHING AWARDS

	Response Count
I would like to nominate RAJ JOSHI for teaching awards	6

Comment
-good
-He is so helpful and gives a lot of his time to the students
-He is responsible
-He is good
-provided a lot of help in the course project
-Provide timely response and help

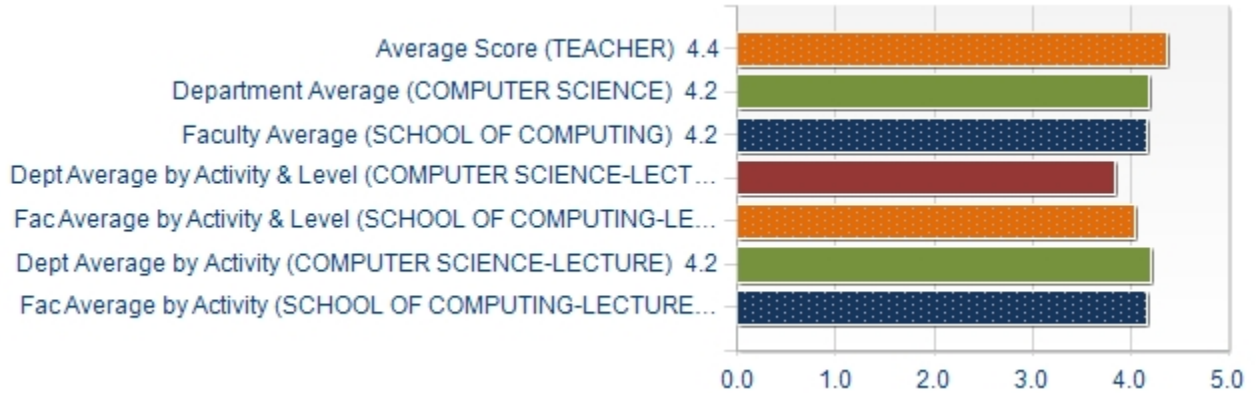
## C. SUMMARY OF TEACHING SCORES

### (i) Teaching Rating Score Analysis

Question	Average Score (TEACHER)		Department Average (COMPUTER SCIENCE)		Faculty Average (SCHOOL OF COMPUTING)	
	Mean	Standard Deviation	Mean	Standard Deviation	Mean	Standard Deviation
Overall, the teacher is effective.	4.4	0.5	4.2	0.8	4.2	0.8

Question	Average Score (TEACHER)	Dept Average by Activity & Level (COMPUTER SCIENCE-LECTURE (Level 5000))	Fac Average by Activity & Level (SCHOOL OF COMPUTING-LECTURE (Level 5000))	Dept Average by Activity (COMPUTER SCIENCE-LECTURE)	Fac Average by Activity (SCHOOL OF COMPUTING-LECTURE)
	Mean	Mean	Mean	Mean	Mean
Overall, the teacher is effective.	4.4	3.8	4.1	4.2	4.2

## Overall, the teacher is effective



Question	Average Score (TEACHER)		Department Average (COMPUTER SCIENCE)		Faculty Average (SCHOOL OF COMPUTING)	
	Mean	Standard Deviation	Mean	Standard Deviation	Mean	Standard Deviation
The teacher has enhanced my thinking ability.	4.1	0.7	4.2	0.8	4.2	0.8
The teacher provided timely and useful feedback.	4.6	0.5	4.2	0.8	4.1	0.8
The teacher has increased my interest in the subject.	4.2	0.8	4.1	0.9	4.1	0.9
<b>Average of Q1-Q3</b>	4.3	0.7	4.1	-	4.1	-

Question	Average Score (TEACHER)	Dept Average by Activity & Level (COMPUTER SCIENCE-LECTURE (Level 5000))	Fac Average by Activity & Level (SCHOOL OF COMPUTING-LECTURE (Level 5000))	Dept Average by Activity (COMPUTER SCIENCE-LECTURE)	Fac Average by Activity (SCHOOL OF COMPUTING-LECTURE)
	Mean	Mean	Mean	Mean	Mean
The teacher has enhanced my thinking ability.	4.1	3.9	4.1	4.2	4.2
The teacher provided timely and useful feedback.	4.6	3.9	4.1	4.1	4.1
The teacher has increased my interest in the subject.	4.2	3.8	4.0	4.1	4.1
<b>Average of Q1-Q3</b>	4.3	3.9	4.0	4.2	4.1

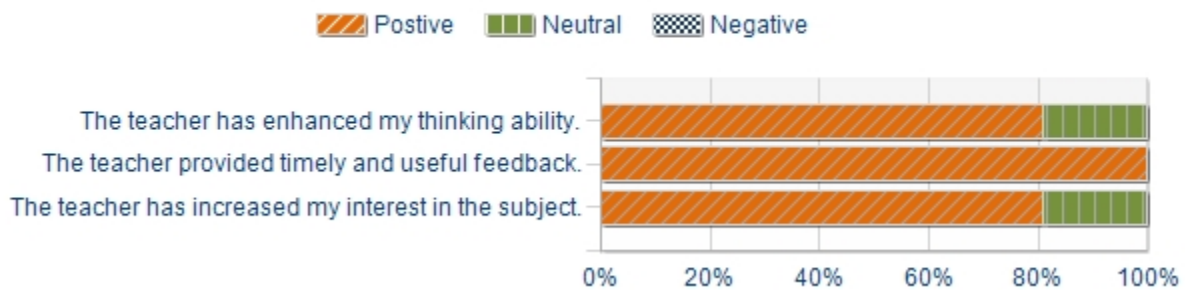
## Department Specific Questions

Question	Average Score (TEACHER)		Department Average (COMPUTER SCIENCE)	
	Mean	Standard Deviation	Mean	Standard Deviation
The teacher has enhanced my ability to communicate the subject material.	4.0	0.8	4.1	0.8

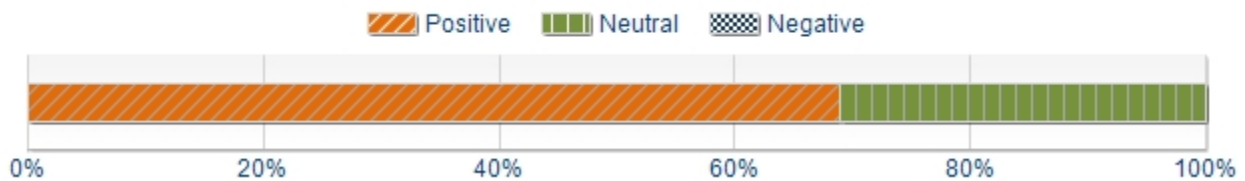
Question	Average Score (TEACHER)		Department Average (COMPUTER SCIENCE)	
	Mean	Standard Deviation	Mean	Standard Deviation
The teacher's attitude and approach encouraged me to think and work in a creative and independent way.	4.2	0.5	4.1	0.8

Question	Average Score (TEACHER)		Department Average (COMPUTER SCIENCE)	
	Mean	Standard Deviation	Mean	Standard Deviation
The teacher cares about student development and learning.	4.3	0.7	4.2	0.8

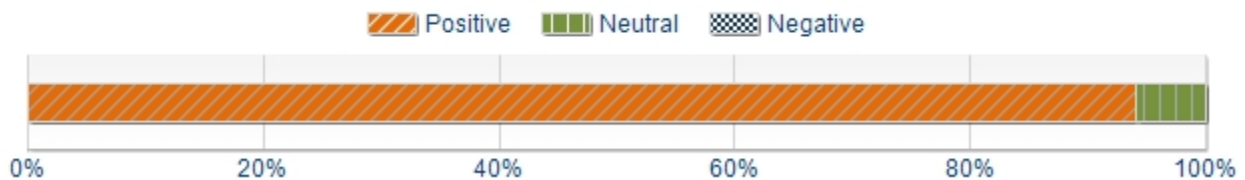
## (ii) Teacher Rating Analysis Based on Scale Distribution



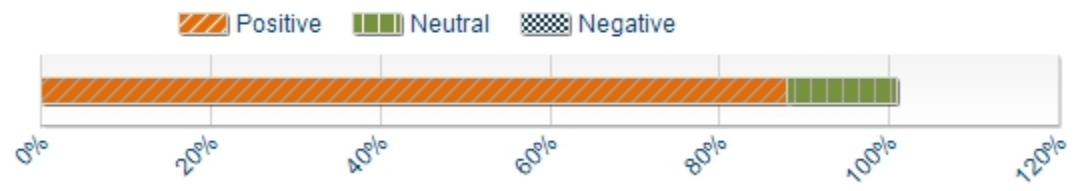
The teacher has enhanced my ability to communicate the subject material.



The teacher's attitude and approach encouraged me to think and work in a creative and independent way.

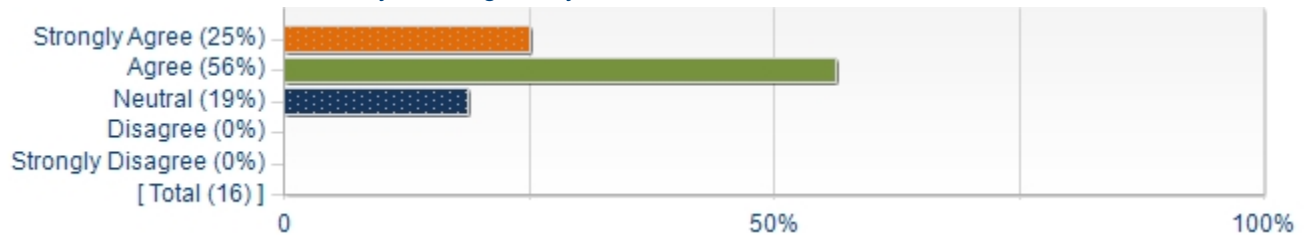


The teacher cares about student development and learning.



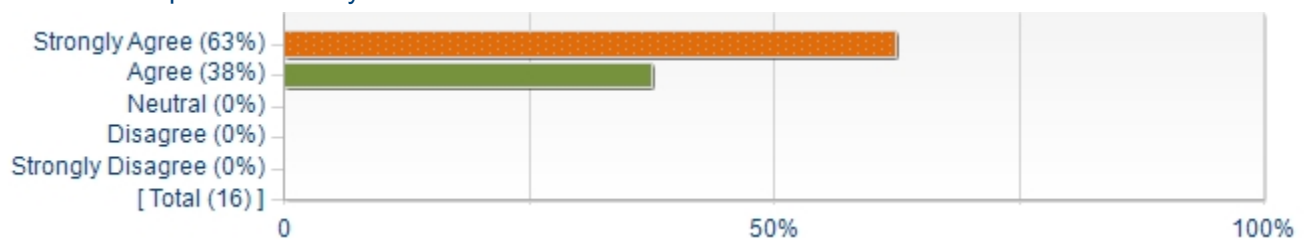
### (iii) Teacher Rating Frequency Analysis

1. The teacher has enhanced my thinking ability.



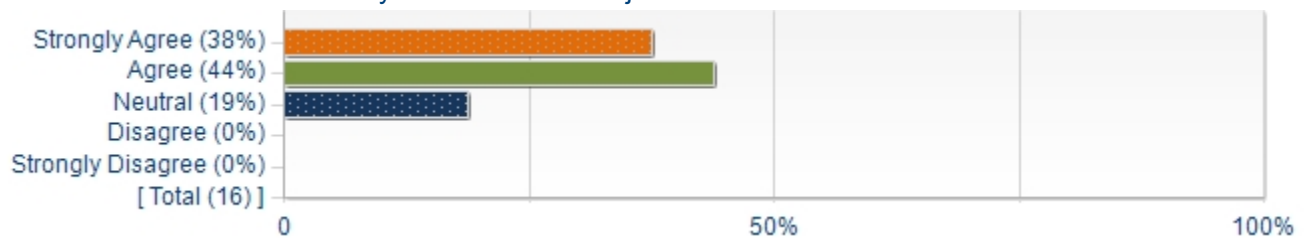
Statistics	Value
Response Count	16
Mean	4.1
80th Percentile	5.0
Standard Deviation	0.7
Positive Feedback	81%

2. The teacher provided timely and useful feedback.



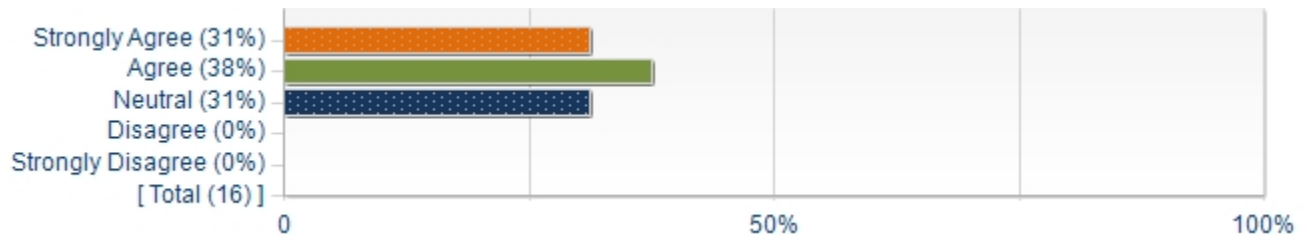
Statistics	Value
Response Count	16
Mean	4.6
80th Percentile	5.0
Standard Deviation	0.5
Positive Feedback	100%

3. The teacher has increased my interest in the subject.



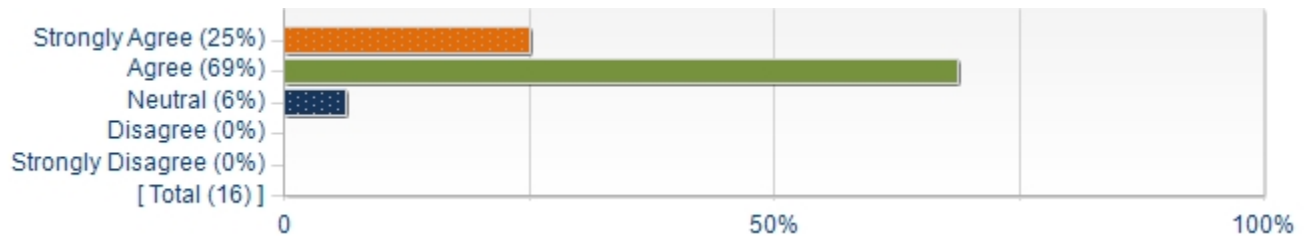
Statistics	Value
Response Count	16
Mean	4.2
80th Percentile	5.0
Standard Deviation	0.8
Positive Feedback	81%

The teacher has enhanced my ability to communicate the subject material.



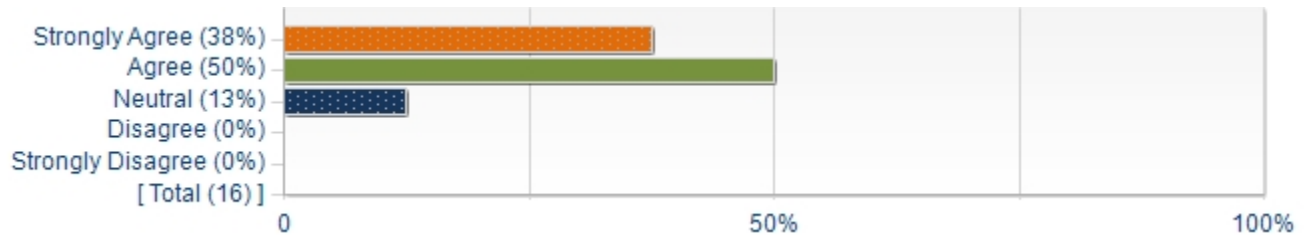
Statistics	Value
Response Count	16
Mean	4.0
80th Percentile	5.0
Standard Deviation	0.8
Positive Feedback	69%

The teacher's attitude and approach encouraged me to think and work in a creative and independent way.



Statistics	Value
Response Count	16
Mean	4.2
80th Percentile	5.0
Standard Deviation	0.5
Positive Feedback	94%

The teacher cares about student development and learning.



Statistics	Value
Response Count	16
Mean	4.3
80th Percentile	5.0
Standard Deviation	0.7
Positive Feedback	88%

#### (iv) Teacher Rating Scores vs. Gender

Question	M	F	Overall
The teacher has enhanced my thinking ability.	4.2	3.8	4.1
The teacher provided timely and useful feedback.	4.7	4.5	4.6
The teacher has increased my interest in the subject.	4.2	4.3	4.2

#### D. STRENGTHS

##### What are RAJ JOSHI's strengths?

Comments
He is so helpful
Interesting

#### E. AREAS FOR IMPROVEMENT

##### What improvements would you suggest to RAJ JOSHI?

Comments
Nothing, he is very good :)
None.

#### F. SELF-REFLECTION

1. When comparing these results to the previous year's results, what areas have shown improvement?
2. What areas remain to be improved and what are the necessary steps / actions to do so?
3. Are there colleagues who could potentially guide me?
4. Are there issues that require departmental or institutional support?